

ORDER IT!

Ordering is Easy! See Page C-11.
Easy online ordering too!

Small Size – Alloys

XM/XT-800 Series – Compact Analog Sensors

- ▶ Stainless or Brass Construction
- ▶ 1/4" Resolution
- ▶ Lengths to 144 inches (366 cm)
- ▶ OEM Configurations Available

These compact transmitters feature the rugged durability of stainless steel or brass construction. The XM-800 series provides analog output, and can be combined with GEMS Digital Meter Receiver Stations and compact Level Cubes described in this catalog. Our versatile XT-800 Series adds a choice of signal conditioning for use with GEMS digital bargraph receivers or other digital display and control equipment.

Approvals

XM-800 and XT-800 Series transmitters may carry the following commercial approvals:

- FM Approved, Explosion-Proof (J-Box and Stainless Steel Float required).
- UL-Recognized.

XM-800 Series transmitters only:

- CSA Certified



1. Mounting Types

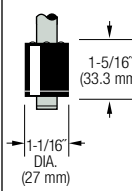
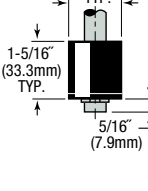
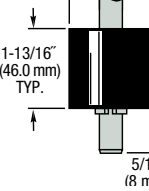
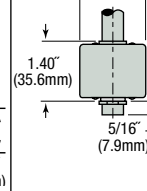
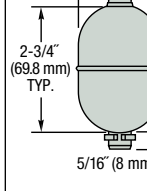
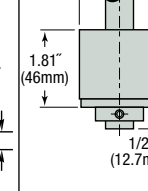
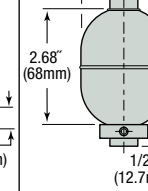
	Type 1 1/2" NPT	Type 10 1" NPT	Type 2 1-1/4" NPT	Type 3 2" NPT	Type 4 3" 150# Flange	Type 6 2-1/2" Sanitary Flange
Stem Material	Brass or 316 Stainless Steel				316 Stainless Steel	
Mounting Material	Brass or 316 Stainless Steel				Carbon Steel or 316 Stainless Steel	316 Stainless Steel
Float Stop Material	Brass Units: Beryllium Copper Grip Rings; Stainless Steel Units: S.S. ARMCO PH-15-7MO Grip Rings					
Operating Temperature* With J. Box Mounted or XM Signal Conditioners	Oil: -40°F to +230°F (-40°C to 110°C), Water to +180°F (82.2°C)—Buna N Float -40°F to +230°F (-40°C to 110°C)—Stainless Steel Float					
With Stem Mounted Signal Conditioners	+5°F to +160°F (-15°C to +70°C)					
Operating Pressure	Dependent on Float Type; See Next Page					
Overall Length, Max.	72' (183 cm) Tubing; 144' (366 cm) Pipe (Types 3 & 4 only)					

* Consult factory for higher temperature ranges.



2. Float Types

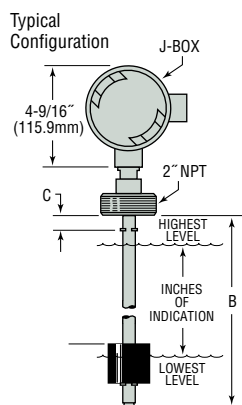
Based on the overall length required by your tank, select from two main subsets of floats below; further refine selection based on material and performance parameters.

Float Material	For Overall Lengths To 72"				For Lengths Greater Than 72" (144" Max.)		
	Buna N		Stainless Steel		Buna N	Stainless Steel	
Float Dimensions							
Compatible Mountings	1, 2, 3, 4, 6, 10	1, 2, 3, 4, 6	1, 3, 4	1, 3, 4, 6	1, 3, 4	3, 4	3, 4
Part Number	253644	164255²	43359	156490	43590	69654	52084
Min. Liquid Spec. Gravity	.55			.70	.75	.55	.75
Operating Pressure, Max.¹	150 psi (10 bar)			80 psi (6 bar)	300 psi (21 bar)	150 psi (10 bar)	300 psi (21 bar)
Operating Temp., Max.	Water: 180°F (82°C) Oil: 230°F (110°C)			230°F (110°C) ³		Water: 180°F (82°C) Oil: 230°F (110°C)	230°F (110°C)*

Notes:

- @ Ambient Temperature
- Recommended for Type 2 mounting only.
- Consult factory for higher temperature range.

3. To Determine Dimensions



- B: Overall Length = Inches of Indication + C + X (See Table at Right)
 C: Distance From Bottom of Mounting to Float Stop (Customer Specified):
- 1/4" (6.4mm) Minimum
 - 1-1/4" (31.8mm) Minimum on Type 1, XT Series only.

Calculating Length

- To find Overall Length when Inches or Indication is known:
 • Inches of Indication + C* + X = Overall Length
- To find Maximum Inches of Indication when Overall Length is known:
 • Overall Length - C* - X = Maximum Inches of Indication

*C dimension is determined by customer.

Float Factor – X

Float Part Number	X
253644	2.125" (54.0)
164255	2.0" (50.8)
43359	2.5" (63.5)
156490	2.062" (52.4)
43590	3.437" (87.3)
69654	2.687" (68.3)
52084	3.625" (92.1)

Inch (mm)

4. Input/Output

For XM-800 Series, no special output designation is necessary. For XT-800 Series, specify the desired signal conditioning by Part Number. Additional information about GEMS signal conditioning modules is found on Page C-26.

Series	Input Voltage	Output Signal	Part Number	Electrical Termination	Compatible Mountings	
					Type 1	Types 2, 3, 4, 6 & 10
XM-800	10 to 30 VDC	Proportional Voltage	—	Lead Wires (3), #22 AWG, 24" (60.9 cm), PTFE Jacket	•	•
	8 to 24 VDC*	0-5 VDC	51965	Lead Wires, #22 AWG, 24" (60.9 cm), PTFE Jacket	•	•
XT-800	14 to 30 VDC*	0-12 VDC	51970		Junction Box	•
	8 to 24 VDC*	0-5 VDC	52536	•		•
	15 to 30 VDC*	0-12 VDC	52537	•		•
	10 to 40 VDC	4-20 mA	52555	Panel Mount with Plug-in Base	•	•
		4-20 mA	112360		•	•
7 to 24 VDC*	4-20 mA	239896	Lead Wires (2), #22 AWG, 24" (60.9 cm), PTFE Jacket	•	•	

* Stem mounted.

⚡ = Stock item